



Comoda poltrona con braccioli che rappresenta l'elemento principale del sistema "Big Cut", completa di un morbido cuscino, perfetto sia per ambienti indoor che outdoor. Un "taglio a V" è il denominatore comune che caratterizza e unisce ogni elemento del sistema, creando un family feeling estetico e funzionale, ideale per ambienti contract dinamici.

This comfortable armchair represents the main element of the "Big Cut" system. Its soft cushion makes it perfect both for outdoor and indoor use. The "V cut" is the common denominator of all the elements of the system, which creates a cosy yet functional space, ideal for dynamic contract furniture settings.

BIG CUT ARMCHAIR

DESIGN MATALI CRASSET

Materials:

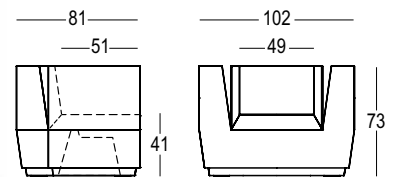

Polietilene / Polyethylene
DryFeel S
EVA

Gross Weight: Kg 31,5

Use: **INDOOR / OUTDOOR**

Details:

Piedini regolabili / Adjustable feet
Completo di cuscino / With cushion
Completo di Kit di fissaggio / With Fixing kit



COLORI BASE / BASIC COLOURS

ART. 6279 | **BIG CUT ARMCHAIR**
ECOPELLE / SKY

L6 Bianco-Bianco
White-White

M6 Tortora-Bianco
Tortora-White

TESSUTO TECNICO / TECHNICAL FABRIC

L7 Bianco-Arancione
White-Orange

L8 Bianco-Tortora
White-Tortora

M7 Tortora-Arancione
Tortora-Orange

M8 Tortora-Tortora
Tortora-Tortora

GOLDEN RUST

ART. 6279 | **BIG CUT ARMCHAIR**
INDOOR / OUTDOOR

P9 Golden rust - Cuscino Bianco
Golden rust - Cushion White

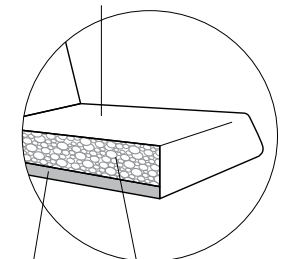
Q0 Golden rust - Cuscino tortora
Golden rust - Cushion tortora

Q1 Golden rust - Cuscino arancio
Golden rust - Cushion orange

CUSCINO / CUSHION



Rivestimento adatto all'uso indoor o outdoor, in ecopelle o tessuto tecnico /
Sky or technical fabric cover suitable for indoor or outdoor use



Layer interno drenante in Dryfeel S /
Inner drying layer made with Dryfeel S

Layer interno isolante in EVA a cella chiusa /
Inner insulating layer made with close cells EVA